



EVICCTIONS IN IDP CAMPS REPORT

March 2011

EVICTION SITUATION IN IDP CAMPS March 2011

Highlights

- Since records began in June 2010, residents of **247** camps have been threatened with eviction¹.
- IDPs living in **45** sites housing **44,017** people have already been evicted by landowners.
- An estimated **165,977** people live in camps currently threatened with eviction.
- This represents **24%** or **one in four** of all people living in IDP camps
- **178** camps, or **16%** of the total number of IDP camps in Haiti, are currently under threat of eviction.
- Since January 2011, **the rate of eviction cases has increased**: threats of eviction have been verified in 68 camps since January 2011, compared with 179 cases reported between June and December in 2010.
- **24** cases have been resolved through negotiations with the landowner by IOM Camp Management staff.
- **8%** of the IDP population threatened with eviction is located on public land and **67%** is located on private land (25% no data on ownership).
- **Delmas** continues to be the most affected commune with 69 sites affected, followed by **Petionville** (38) and **Carrefour** (24).

Report summary

This report contains information collected by the IOM Protection and Camp Management Operations (CMO) teams throughout Port au Prince, Carrefour, Cite Soleil, Croix des Bouquets, Petionville, Delmas and Tabarre communes. It also, includes information gathered by the CMO teams in Leogane, Gressier, Petit Goave, Grand Goave and Jacmel regions. It represents the data up to and including March 4th 2011.

The data collected shows a total of 247 sites in 10 communes which have come under threat of eviction (see the categorization of case typologies below). The threat of eviction has affected approximately 233,941 individuals thus far. [See Table 1]

Status of Threatened Eviction: Of those cases, 44,017 have been evicted. 23,947 are living in camps where the threat of eviction has been resolved through mediation by Camp Management Agencies and IOM Camp Management Operations (CMO) staff. The remaining 165,977 individuals, in 178 camps, live in camps where the threat of eviction is as yet unresolved. [See Table 1] This 165,977 people represent 24% or roughly one in four of the total number of IDPs in camps².

Of the total number (247) of camps which have faced threats of eviction, 45 (18%) have already been evicted, 13 (5%) have been partially evicted, 102 (42%) are still going through a

¹ For definition of "Forced Eviction" and definition of "threat of eviction" see definition section on page 3.

² Source: This 24% statistic was calculated by taking 165,977 individuals (the sum of the population of camps which are still open and where there is an ongoing threat of eviction) as a percentage of 680,494 individuals (the total current population of camps according to the IOM Displacement Tracking Matrix Report March 16th 2011).



mediation process, 11 (4%) cases have been temporarily resolved (after a mediation process), and 24 (10%) have been totally resolved and do not now report any threat of eviction. In 52 sites (21%) the threat of eviction has been identified but no active support has yet been received from IOM's CMO teams. [See Table 1]

Eviction Threats by Commune: In terms of the number of IDP camps in the different communes, the most affected commune is Delmas, where there have been verified threats of eviction in 69 sites, affecting 134,737 individuals. Of those, 26,967 have already been forced to leave 10 camps. [See Tables 2-8]

The second most affected commune is Petionville with 38 sites, affecting 18,934 people of which 3,633 have already left 15 camps. The third most affected commune is Carrefour involving 24 sites with 26,623 individuals of which 911 IDPs were evicted from a camp. [See Tables 2-8]

Cite Soleil commune has the second highest number of individuals (6,215) who have already been evicted [See Table 3]. In Cite Soleil, IDPs were forced to leave 7 camps out of a total of 20 which have been threatened with eviction.

The information collected in the regions (Jacmel, Leogane/Gressier and Petit Goave/ Grand Goave) shows that Petit Goave is the commune with the highest number of sites affected (23), followed by Leogane (10), Jacmel (9) Grand Goave (4) and Gressier (3). Only 2 sites in the regions have been evicted. Through active negotiation efforts the situation in 8 camps has been permanently resolved and in 8 camps it has been temporarily resolved (8); 31 camps are in a mediation process. [Tables 2-8]

Eviction Threats on Public/Private Land: 78% of camps currently threatened with eviction are privately owned whereas only 7% of camps threatened with eviction are publicly owned. (In 15% of camps under threat of eviction ownership status of the land is unknown.) [See Table 10]

In population terms, 67% of people currently threatened with eviction live in camps on land which is privately owned. 8% of people threatened with eviction live on public land and 25% of people threatened with eviction live on land where ownership is unknown. [See Table 11].

Definitions and Categorization of Case Typologies

For the purposes of this document, IOM have used the definition of Forced Eviction agreed by the Housing Land and Property working group of the Shelter Cluster and agreed by the head of Protection and CCCM Clusters.

Forced Eviction is defined as “a forced removal from an IDP camp without informed consent or provision of an adequate housing alternative”.

This report brings together data on all camps where there has been a threat of eviction. Before being added to the database, each rumored threat of eviction was verified through a site visit by the CMO. During the site visit, the CMO met with camp residents and where possible the landowner to assess the veracity of the threats.

Once a threat of eviction is confirmed by the CMO, he/she will then classify that threat of eviction into one of 6 defined categories:



- **Evicted:** The eviction has already taken place and the IDP population was forced to leave the camp. Sometimes, this type of eviction occurs after several time extensions by the landowner.
- **In mediation:** The CMO mediates between the landowner and the IDPs and secures a time extension for the camp with the landowner while another solution is found on where to locate the IDPs.
- **Partially evicted:** Only a specific number of the IDP population accommodated in the camp have been evicted by the landowner. The other IDPs remain in the camp.
- **Temporarily resolved:** The CMO team has received an extension of time for the camp with the landowner so that IDPs can remain in the camp for the time being. However after the expiry of that time extension the IDPs will again be at risk of eviction.
- **Resolved:** The threat of eviction existed, but the landowner is now no longer demanding the return of his land. This mostly occurs after CMO mediation efforts.
- **Identified without assistance from CMO:** Information about a specific eviction threat to an IDP camp has been received by the CMO through an external source (camp committee, CCCM partner, DPC, other), but the CMO has not yet intervened.

In Case of Eviction

Any agency which discovers a threat of eviction is asked to contact IOM at the address below so that the IOM CMO Unit can verify the case, add it to the database and begin working to mitigate the threat.

The template for reporting evictions can be downloaded from the CCCM website. Please send the report via this dedicated email address: cccmhaiti@iom.int

This reporting protocol has been agreed as part of the inter-cluster Evictions Guidelines (copy available at www.cccmhaiti.info).

TOTAL EVICTIONS IN IDP CAMPS

Updated: 4 March, 2011

Table 1: Status of eviction cases and IDP population affected

Status of cases	Sites	Households*	Individuals*
Evicted	45	9,634	44,017
In Mediation	102	25,483	119,585
Partially evicted	13	584	2,326
Temporarily resolved	11	978	4,770
Resolved	24	4,789	23,947
Identified (without assistance yet from CMO)	52	9,060	39,296
TOTAL	247	50,528	233,941

*Approximation

Status of cases - Percentage

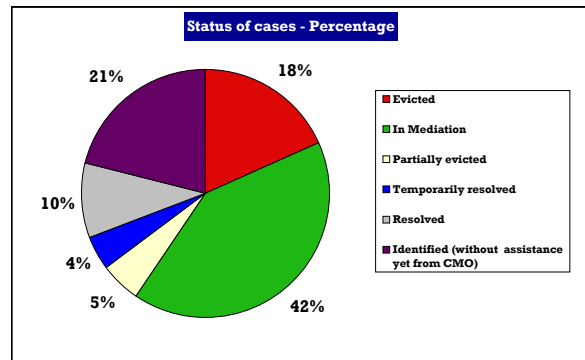


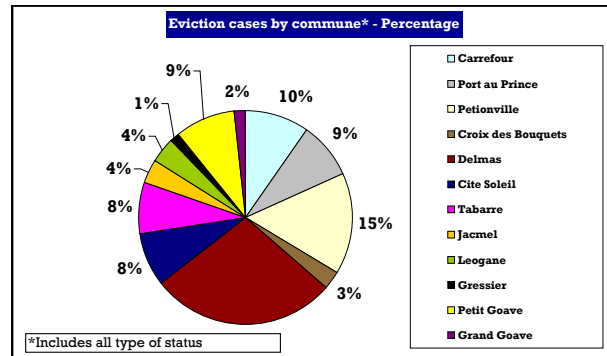
Table 2: Status of eviction cases by commune and IDP population affected

Commune	Eviction cases*	Households**	Individuals**
Carrefour	24	6,239	26,623
Port au Prince	21	2,200	10,373
Petionville	38	4,521	18,934
Croix des Bouquets	7	1,247	5,258
Delmas	69	27,542	134,737
Cite Soleil	20	2,817	12,820
Tabarre	19	2,772	11,987
Jacmel	9	380	1,612
Leogane	10	633	2,722
Gressier	3	501	2,180
Petit Goave	23	1,359	5,380
Grand Goave	4	317	1,315
TOTAL	247	50,528	233,941

*Includes all type of status

**Approximation

Eviction cases by commune* - Percentage



*Includes all type of status

BREAKDOWN OF CASE STATUS BY COMMUNE

Up to 4 March, 2011

Table 3: Sites where eviction has already taken place

Commune	Sites	Households*	Individuals*
Carrefour	1	212	911
Port au Prince	6	844	3,094
Petionville	15	847	3,633
Croix des Bouquets	3	330	1,650
Delmas	10	5,752	26,967
Cite Soleil	7	1,271	6,215
Tabarre	1	53	150
Gressier	1	325	1,397
Petit Goave	1	Unknown**	Unknown**
TOTAL	45	9,634	44,017

*Approximation

**See the details in database

Evicted sites by commune - Percentage

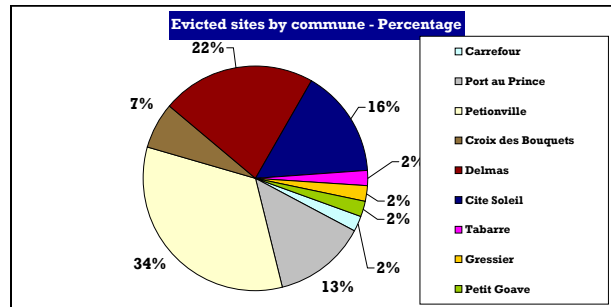
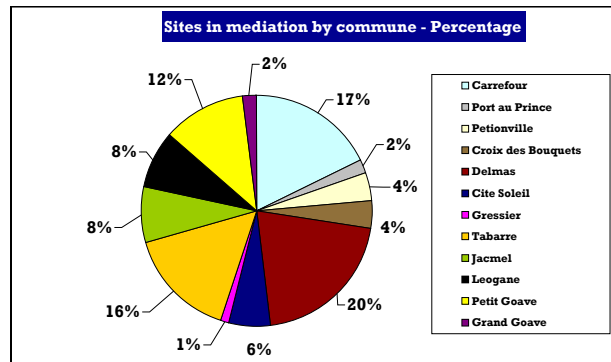


Table 4: Sites currently in mediation

Commune	Sites	Households*	Individuals*
Carrefour	18	3,510	14,901
Port au Prince	2	136	566
Petionville	4	1,169	5,461
Croix des Bouquets	4	917	3,608
Delmas	21	14,779	73,766
Cite Soleil	6	314	1,291
Gressier	1	45	194
Tabarre	16	2,657	11,597
Jacmel	8	380	1,612
Leogane	8	399	1,715
Petit Goave	12	965	4,041
Grand Goave	2	212	833
TOTAL	102	25,483	119,585

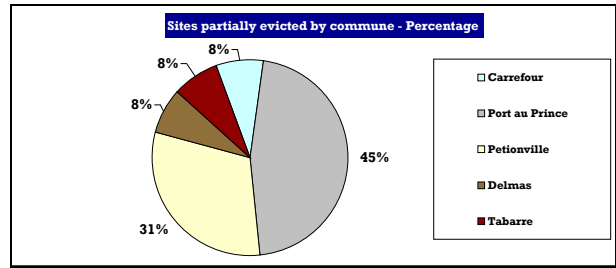
*Approximation

Sites in mediation by commune - Percentage



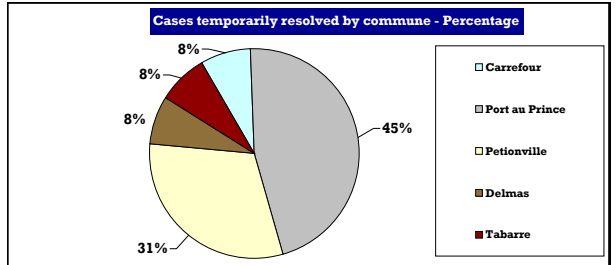
Commune	Sites	Households*	Individuals*
Carrefour	1	40	160
Port au Prince	6	242	944
Petionville	4	270	1,102
Delmas	1	Unknown**	Unknown**
Tabarre	1	32	120
TOTAL	13	584	2,326

*Approximation
**See the details in database



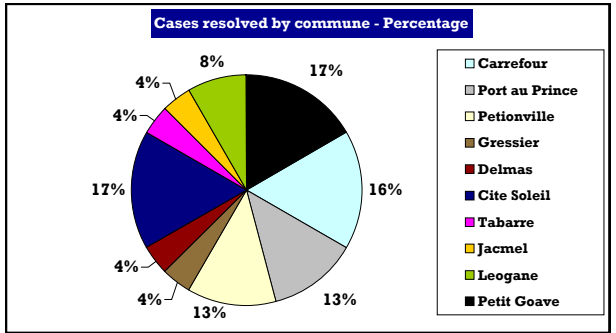
Commune	Sites	Households*	Individuals*
Port au Prince	1	373	2618
Petionville	2	246	892
Petit Goave	6	254	778
Grand Goave	2	105	482
TOTAL	11	978	4,770

*Approximation



Commune	Sites	Households*	Individuals*
Carrefour	4	2,477	10,651
Port au Prince	3	399	2,277
Petionville	3	367	1,578
Gressier	1	131	590
Delmas	1	705	5,700
Cite Soleil	4	306	1,464
Tabarre	1	30	120
Jacmel	1	Unknown**	Unknown**
Leogane	2	234	1,006
Petit Goave	4	140	561
TOTAL	24	4,789	23,947

*Approximation
**See the details in database



Commune	Sites	Households*	Individuals*
Port au Prince	3	206	874
Petionville	10	1,622	6,268
Delmas	36	6,306	28,304
Cite Soleil	3	926	3,850
TOTAL	52	9,060	39,296

*Approximation

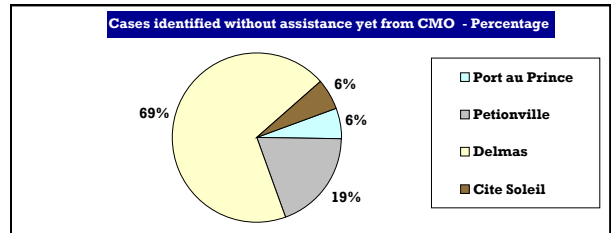


Table 9: Number of IDP camps located on private and public land (DTM March)

Commune	Camps located on private land	Camps located on public land	No data
Carrefour	85	24	18
Port au Prince	97	59	6
Petionville	62	12	3
Croix des Bouquets	67	12	2
Delmas	172	47	12
Cite Soleil	32	11	3
Tabarre	59	11	6
Ganthier	4		
Jacmel	13	5	1
Leogane	68	22	3
Gressier	28	6	
Petit Goave	64	9	1
Grand Goave	30	6	1
TOTAL	781	224	56

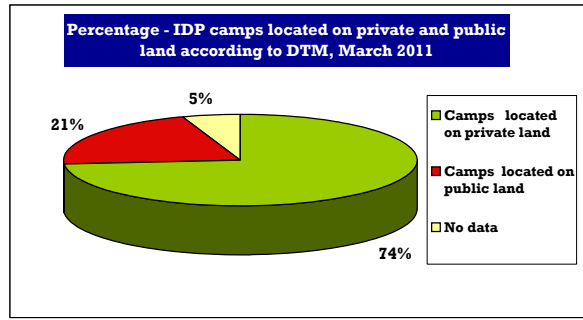
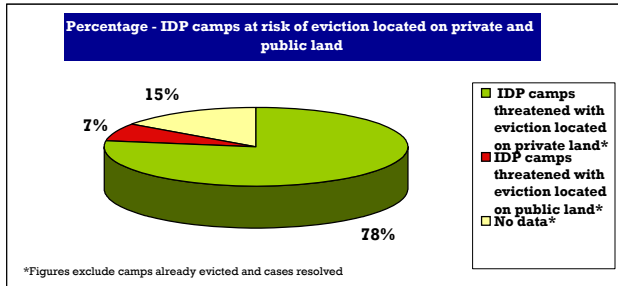


Table 10: Number of IDP camps currently at risk of eviction located on public or private land (March, 2011)

Commune	IDP camps threatened with eviction located on private land*	IDP camps threatened with eviction located on public land*	No data*
Carrefour	14	3	2
Port au Prince	4	1	7
Petionville	14	3	3
Croix des Bouquets	4		
Delmas	51		7
Cite Soleil	4	1	4
Tabarre	14	1	2
Jacmel	7	1	
Leogane	6	2	
Gressier		1	
Petit Goave	18		
Grand Goave	2		2
TOTAL	138	13	27

* Figures exclude camps already evicted and cases resolved

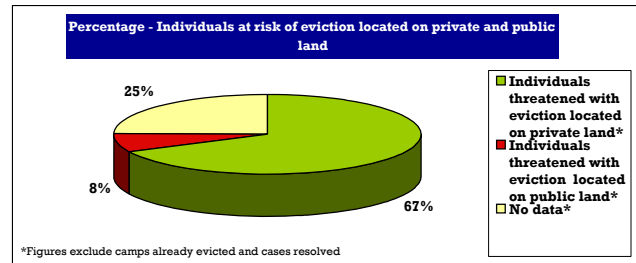


*Figures exclude camps already evicted and cases resolved

Table 11: Number of individuals currently at risk of eviction located on public or private land (March, 2011)

Communes	Individuals threatened with eviction located on private land*	Individuals threatened with eviction located on public land*	No data*
Carrefour	9,598	4,527	936
Port au Prince	1,023	66	3,913
Petionville	7,538	5,803	382
Croix des Bouquets	3,608		
Delmas	70,011		32,059
Cite Soleil	891	1,530	2,720
Tabarre	11,118	382	216
Jacmel	1,552	60	
Leogane	1,591	125	
Gressier		194	
Petit Goave	4,819		
Grand Goave	605		710
TOTAL	112,354	12,687	40,936

* Figures exclude camps already evicted and cases resolved



*Figures exclude camps already evicted and cases resolved